



Use of Force Annual Trend Report - Incidents

PDF snapshot report as prepared by Benchmark Analytics on 01-03-2025

Start Year: 2021

End Year: 2024

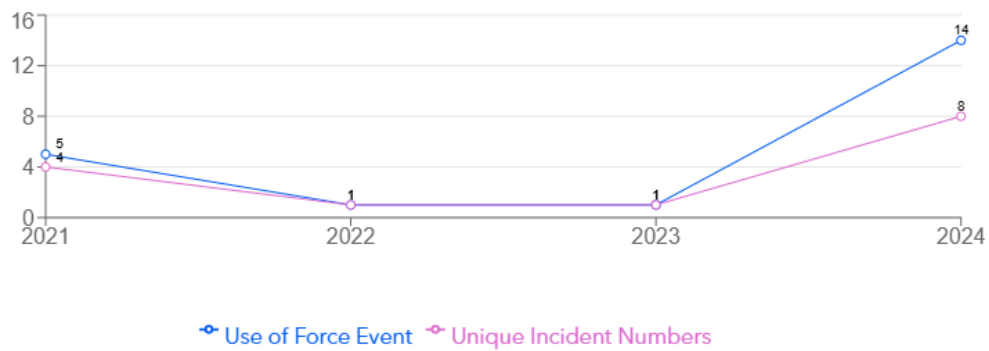
Trend Interval: Years

Use of Force Reports and Incidents

Use of Force Reports in 2024: 14

Distinct Case/Incident Numbers in 2024: 8

Use of Force Reports and Incidents over Time

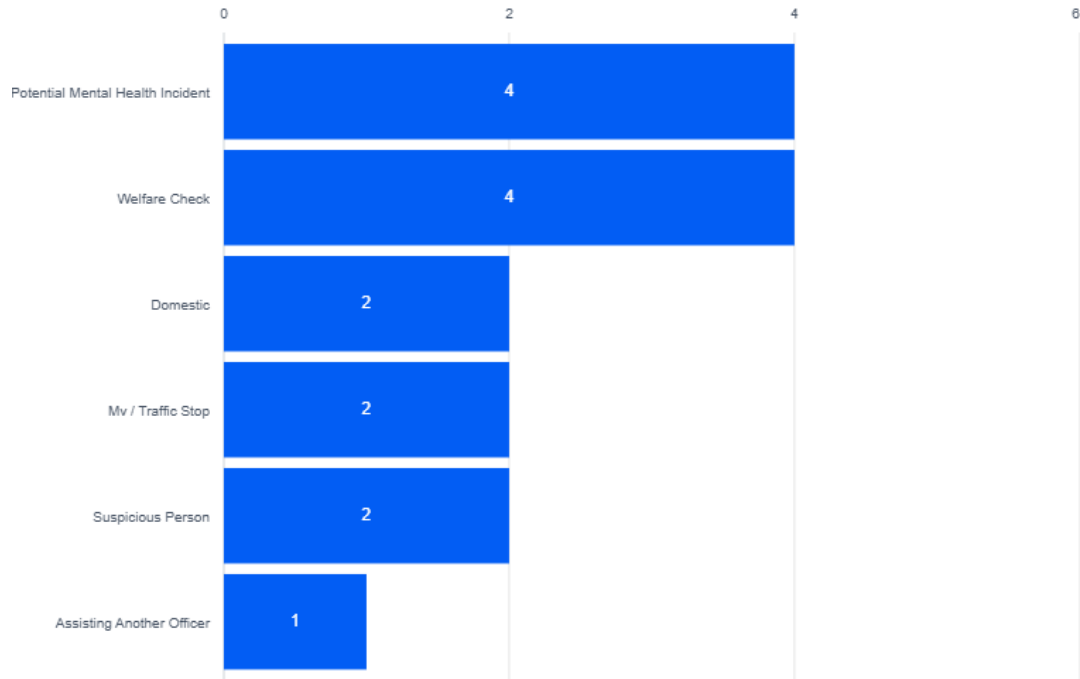


Officer Engagement, Response and Injuries

Each officer report is counted.

Initial Reason for Incident
Each report listing reason for incident is counted.

Reason for Force Incidents in 2024



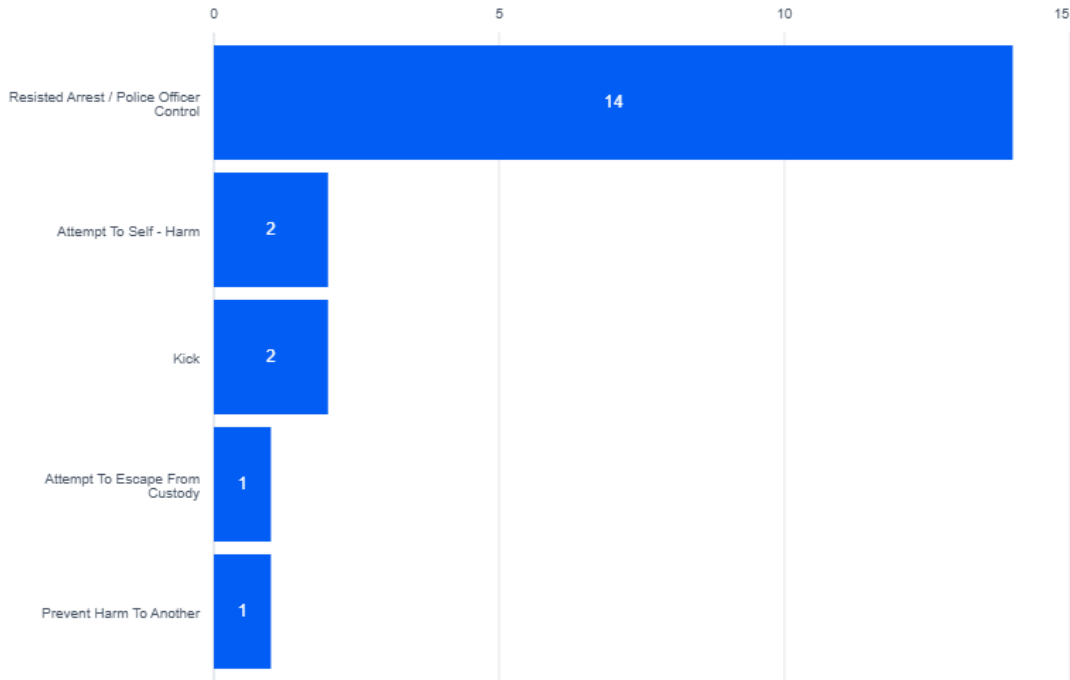
Reason for Force Incidents over Time

Reason for Incident	2021	2022	2023	2024
Domestic	2	0	0	2
Medical Emergency	2	0	0	0
Potential Mental Health Incident	2	0	0	4
Assisting another officer	0	1	0	1
Assault	0	0	1	0
Welfare Check	0	0	1	4
MV/Traffic Stop	0	0	0	2
Suspicious person	0	0	0	2

Subject Actions Leading to Force

The below depicts the count of subject actions by report. A single subject may engage in multiple actions that led to force.

Subject Actions Leading to Force in 2024



Subject Actions Leading to Force over Time

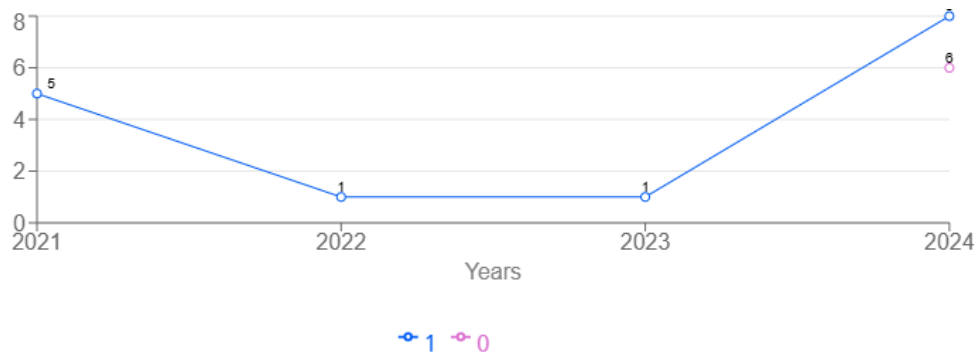
Subject Actions	2021	2022	2023	2024
Resisted arrest/ police officer control	5	0	0	14
Attack with Hands,fists,legs	1	0	0	0
Attempt to escape from Custody	1	1	0	1
Biting	1	0	0	0
Prevent harm to another	1	0	1	1
Verbal/Fighting stance Threat	1	0	0	0
Strike with open hand, fist, or elbow	0	0	1	0
Attempt to self- harm	0	0	0	2
Kick	0	0	0	2

Number of Force Actions per Officer Report

Number of Force Actions per Report in 2024



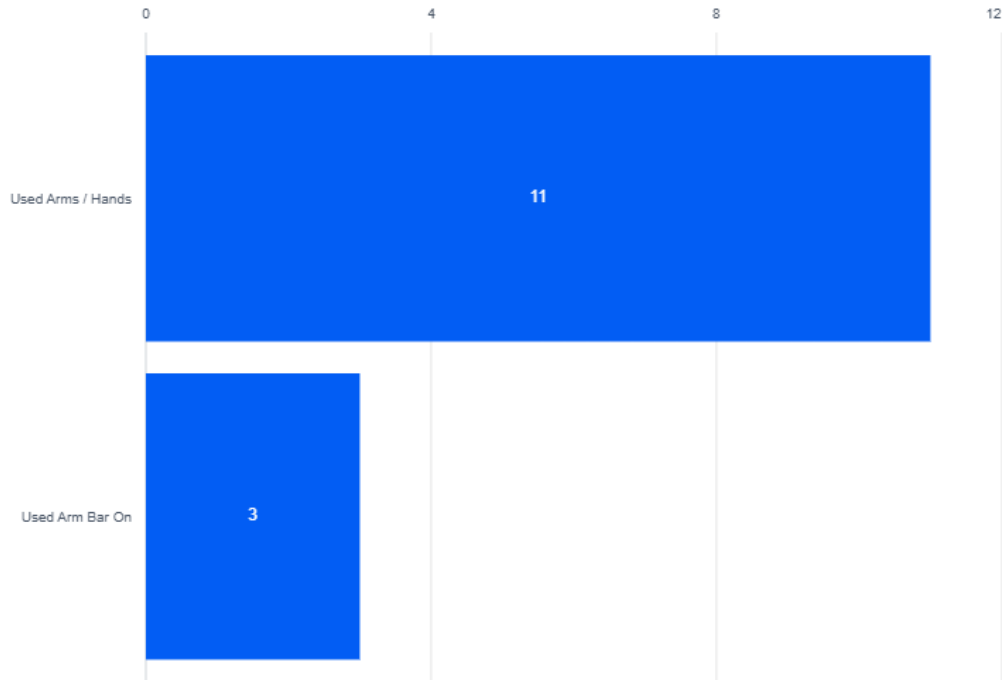
Number of Force Actions per Report over Time



Reports of Officer Force Applied

The below depicts the count of officer force by report. An officer may utilize multiple types of force in a single event.

Force Applied in 2024



Trends in Force Applied over Time

Force Applied	2021	2022	2023	2024
Used arms	2	0	0	0
Used take down on	2	0	1	0
Other	1	0	0	0
Used arms/hands	0	1	0	11
Used arm bar on	0	0	0	3

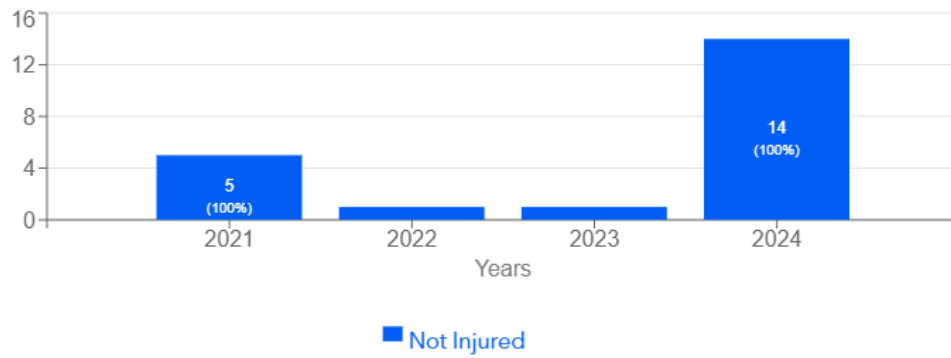
Reports of Officer Injuries

Each report listing an officer injured is counted.

Officer Injuries in 2024



Officer Injuries over Time



Officer Injury Types in 2024

No chart data available

Officer Injury Types over Time

No chart data available

Subject Demographics, Conditions, and Outcomes

Force Reports and Incidents by Subject Race

Charts display report and unique incident counts separately. In 2022, Hispanic/Latino was moved from 'Subject Race' to 'Subject Ethnicity'.

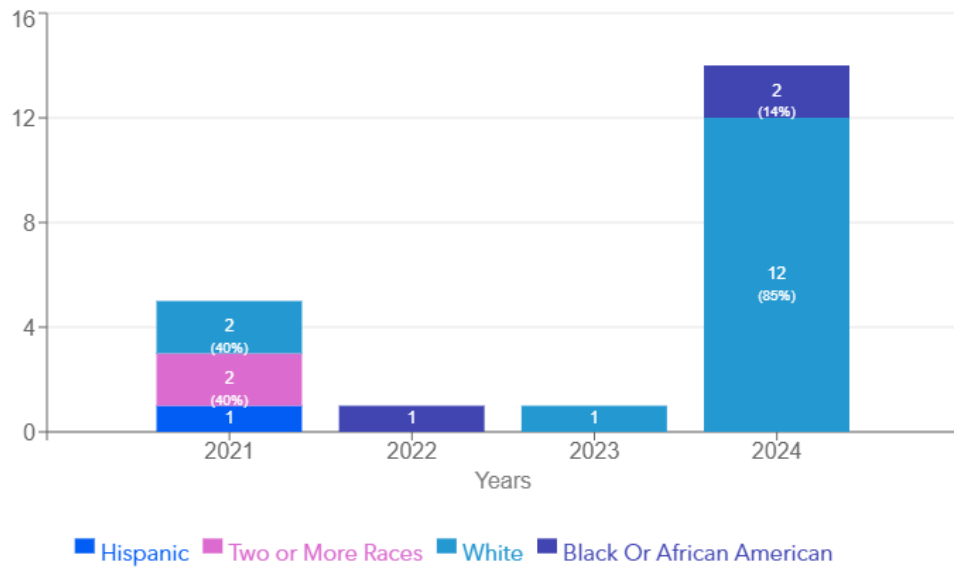
Reports of Subject Race in 2024



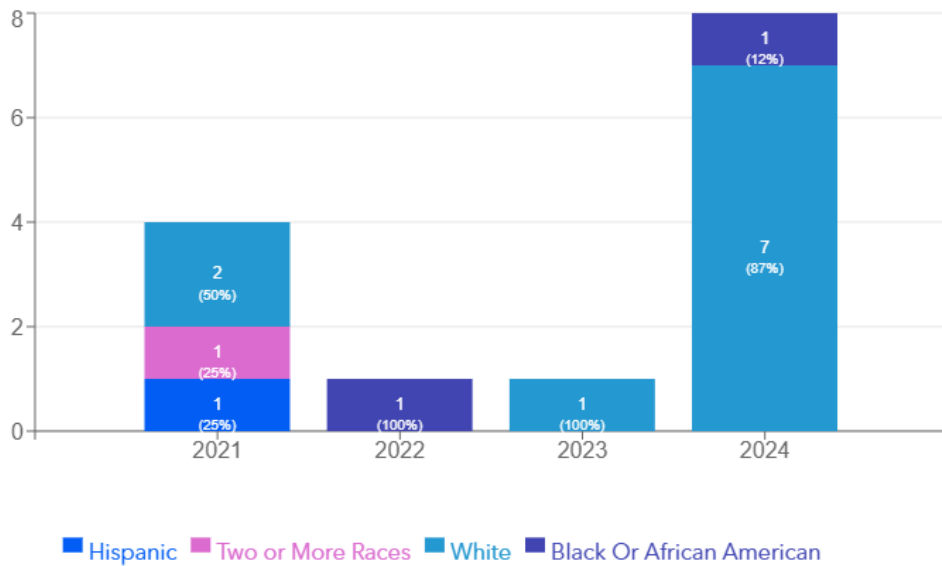
Number of Unique Incidents Listing Each Subject Race in 2024



Reports of Subject Race over Time




Incidents Listing Each Subject Race over Time




Force Reports and Incidents by Subject Ethnicity

Charts display report and unique incident counts separately. Starting in 2022, Hispanic/Latino was moved from 'Subject Race' to 'Subject Ethnicity'.

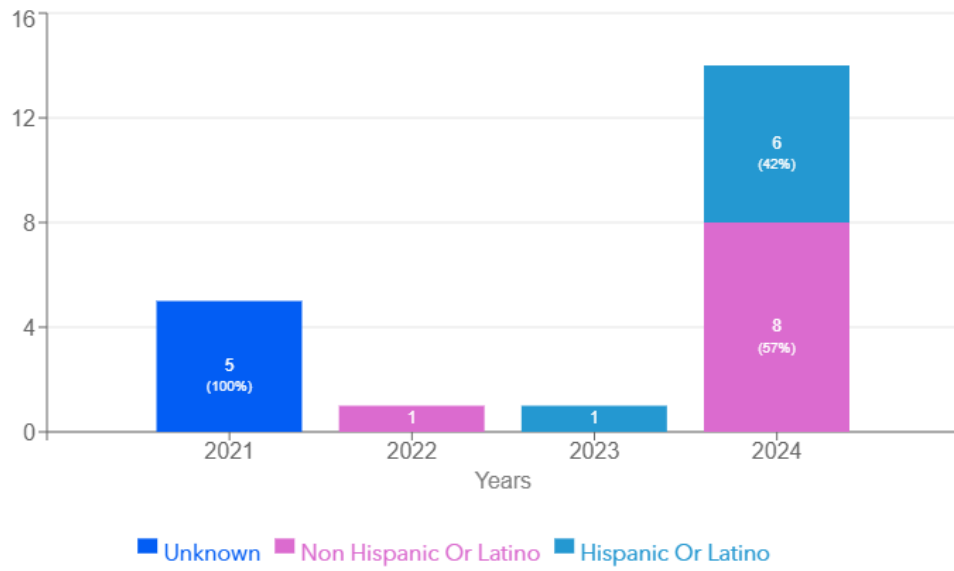
Reports of Subject Ethnicity in 2024



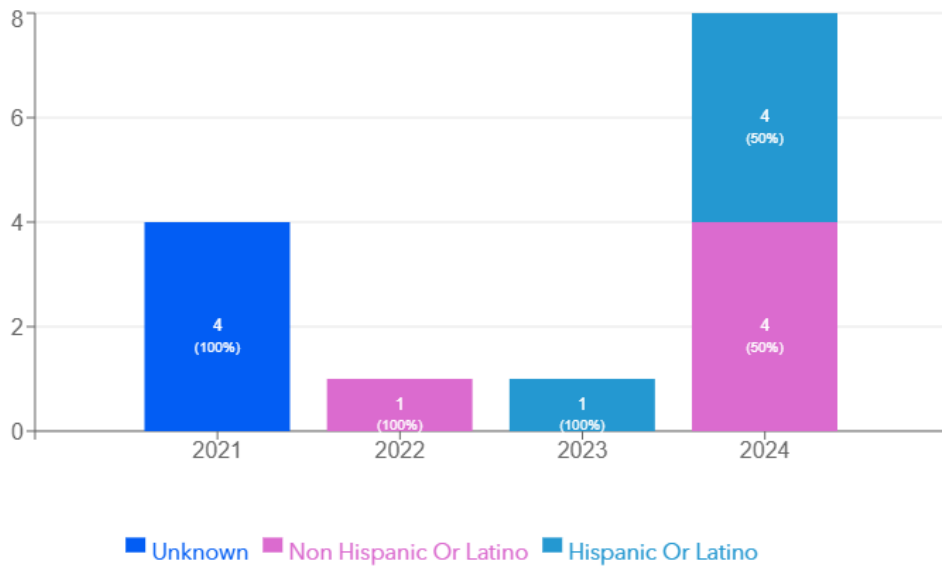
Number of Unique Incidents Listing Each Subject Ethnicity in 2024



Reports of Subject Ethnicity over Time



Incidents Listing Each Subject Ethnicity over Time




Force Incidents by Subject Gender

Each incident listing a subject's gender is counted.

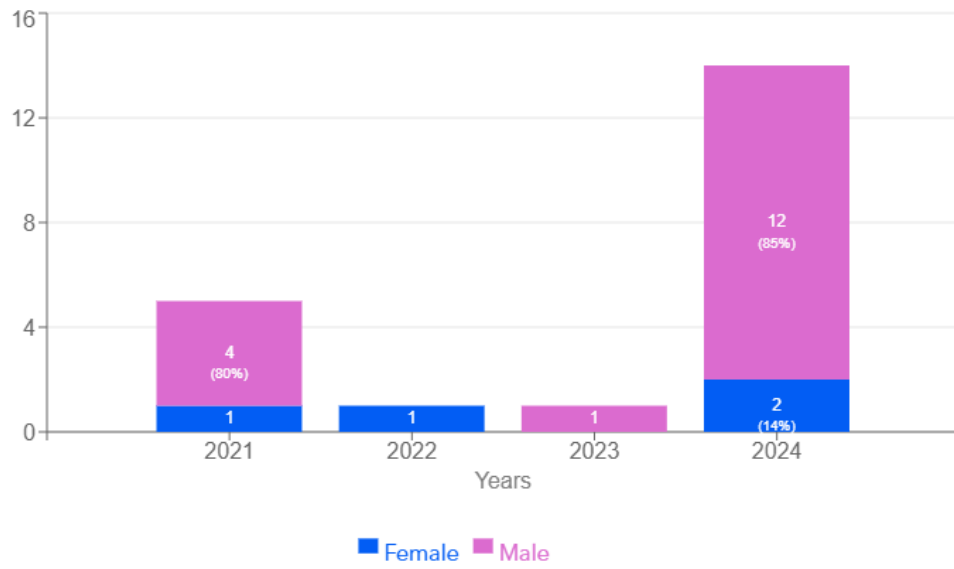
Reports of Subject Gender in 2024



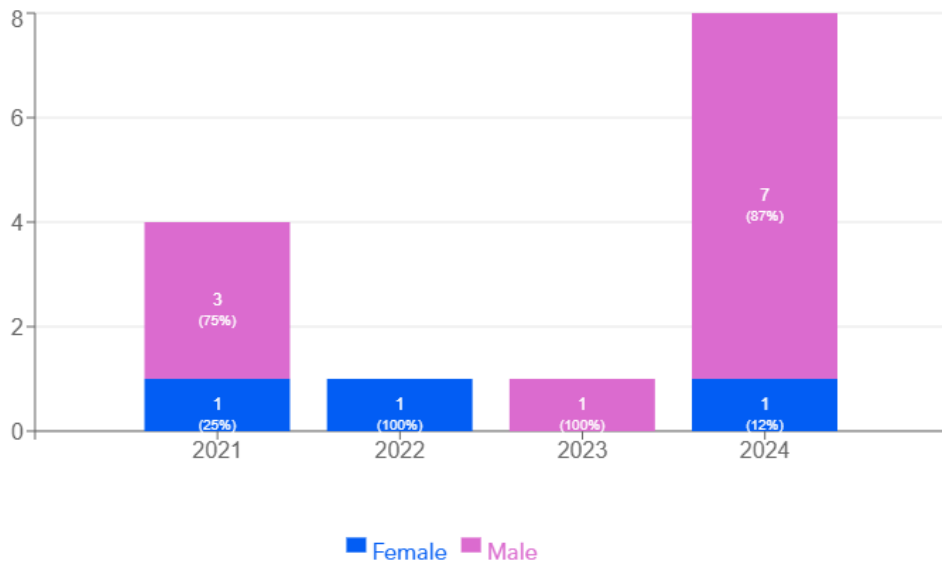
Number of Unique Incidents Listing Each Subject Gender in 2024



Reports of Subject Gender over Time



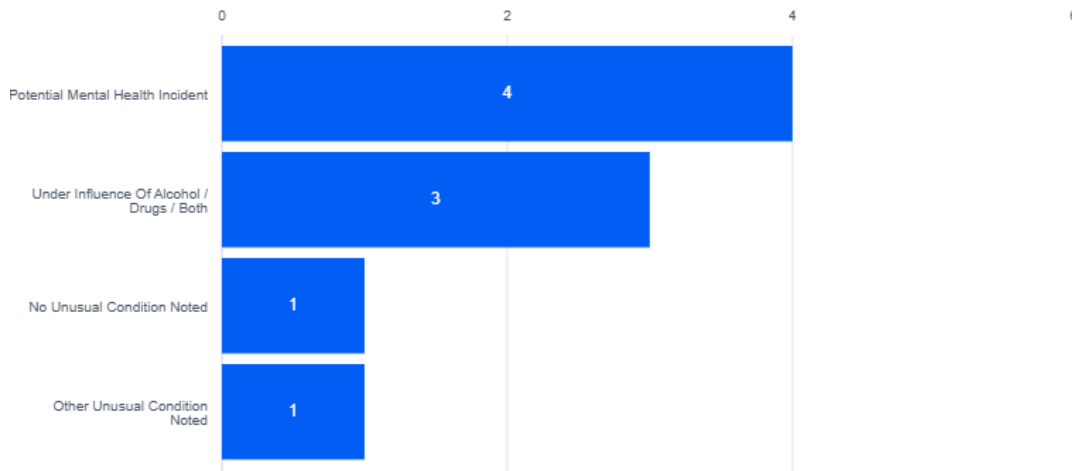
Incidents Listing Each Subject Gender over Time



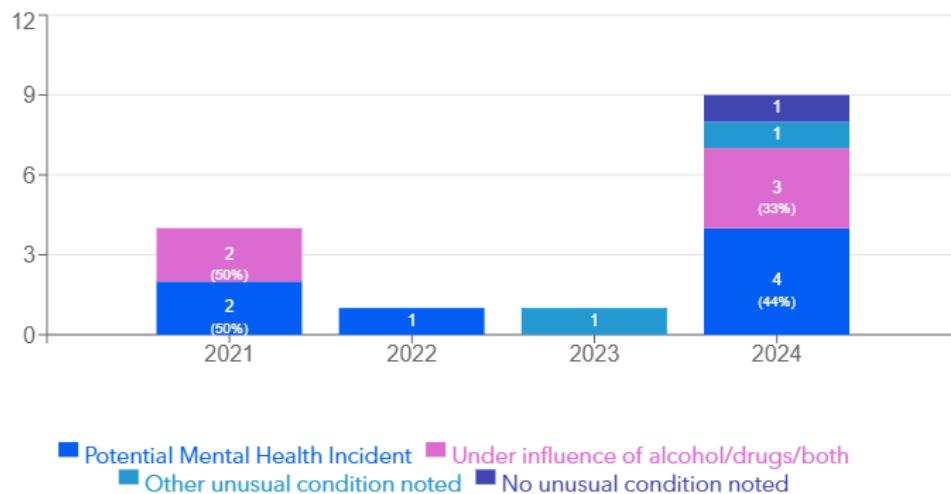
Force Incidents by Subject Condition

Each incident listing a subject's condition is counted.

Incidents by Subject Condition in 2024



Incidents by Subject Condition over Time



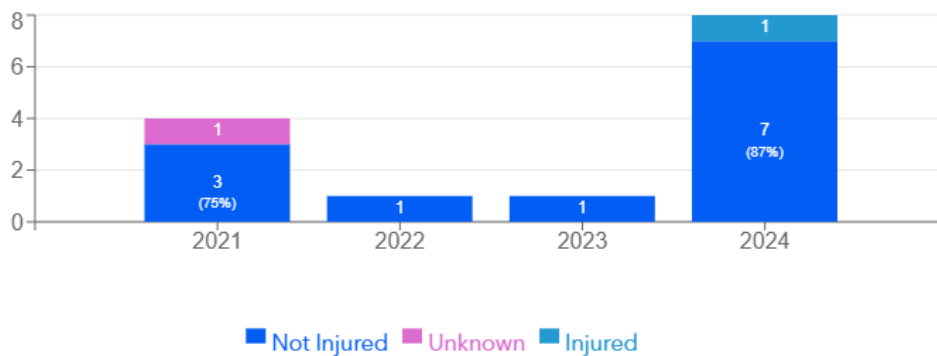
Force Incidents with Subject Injuries

Each incident listing a subject injured is counted. Multiple injured subjects within an incident are only counted once.


Incidents by Subject Injuries in 2024



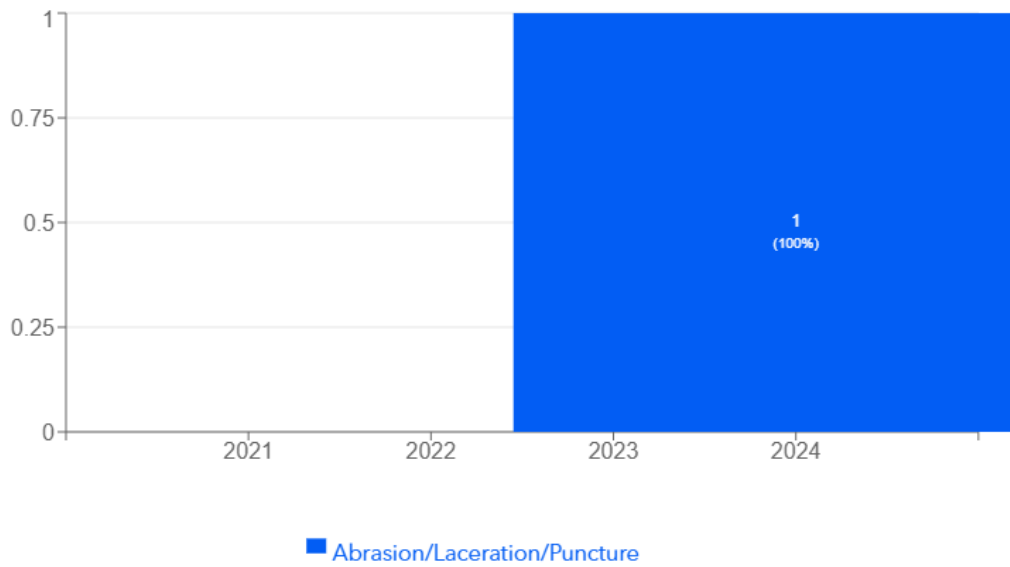
Incidents by Subject Injuries over Time



Incidents by Subject Injury Types in 2024



Incidents by Subject Injury Types over Time



Incidents with Subject Reported as Arrested

Each use of force incident is counted.

Incidents by Subject Arrest in 2024



Incidents by Subject Arrested over Time



Reasons for Subjects Not Being Arrested Following Use of Force

Each reported incident is counted.

Incidents by Reasons for Subjects Not Being Arrested in 2024



Incidents by Reasons for Subjects Not Being Arrested over Time

